

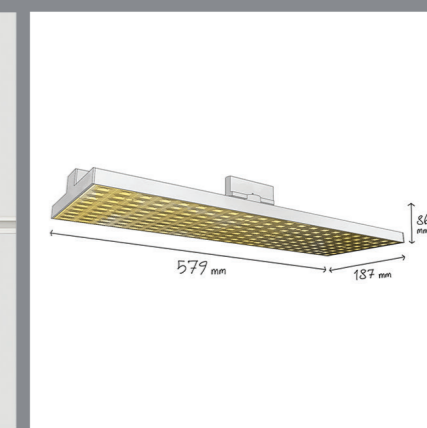

Risen

Track Light



Risen

Track Light



CODE	F362
Light source	LED
Power (W)	54
luminous flux (lm)	9600 / 10100
Color Rendering (Ra)	>80
Color Temperature (K)	3000 4000*
Body Color	White Black*

IP 20

KG

3.4 kg

KG

65 x 20 x 15 cm

CE

□

Supply Voltage:

220-240 Vac, 50Hz

Driver:

DALI | Dimmable version available upon request

Recommended Applications:

Residential | Office | Shop | Museum | Gallery

*Customized body colors and other color temperatures (CCTs) are available upon request

Specific design of the bottom frame with its strips reduce the direct view to the light point and of course glare

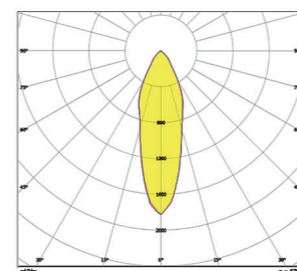


▲ Reisser Showroom, Frankfurt / Architect: Germany / Belzner+Holmes Light Design

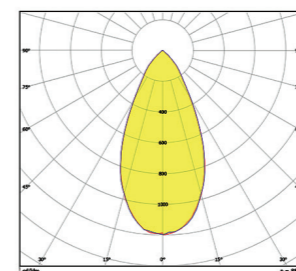


Risen

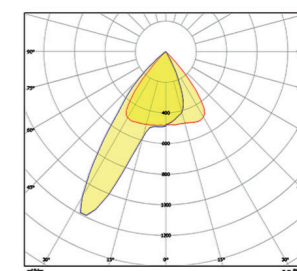
Light distributions



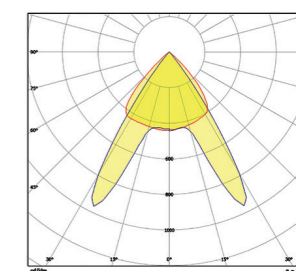
Medium (M)



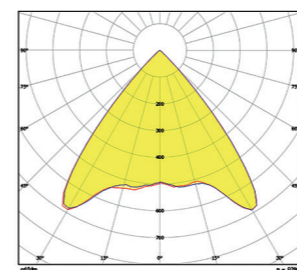
Wide (W)



EXtreme Wide (XW)



Wall Washer (WW)



Double Wash (DW)

Accessories

Optional



Refer to page 416

Order code table

Body Color	3000K	Beam Angle	4000K	Body Color
White	F362W5430M	Medium	F362W5440M	White
	F362W5430W	Wide	F362W5440W	
	F362W5430XW	Extreme Wide	F362W5440XW	
	F362W5430WW	Wallwasher	F362W5440WW	
	F362W5430DW	Double Wash	F362W5440DW	

Body Color	3000K	Beam Angle	4000K	Body Color
Black	F362B5430M	Medium	F362B5440M	Black
	F362B5430W	Wide	F362B5440W	
	F362B5430XW	Extreme Wide	F362B5440XW	
	F362B5430WW	Wallwasher	F362B5440WW	
	F362B5430DW	Double Wash	F362B5440DW	